

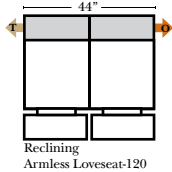
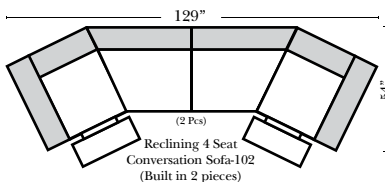
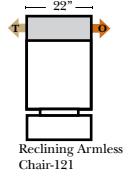
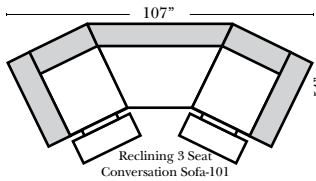
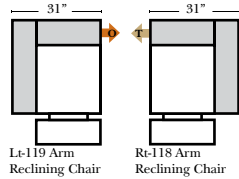
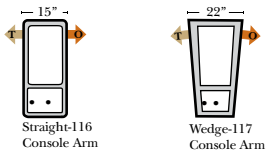
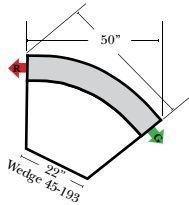
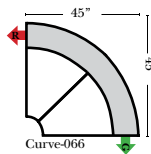
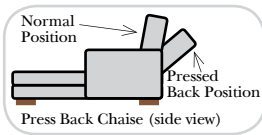
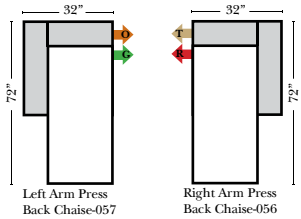




Chaise, Curves/Wedges & Conversation Sectionals

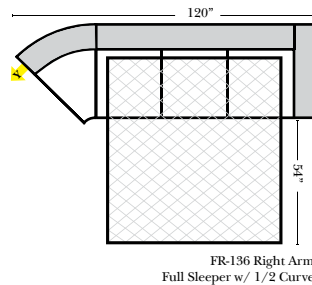
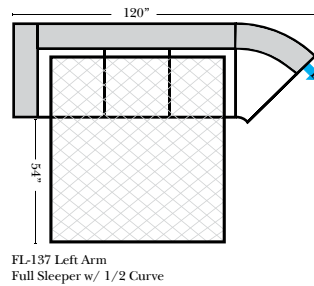
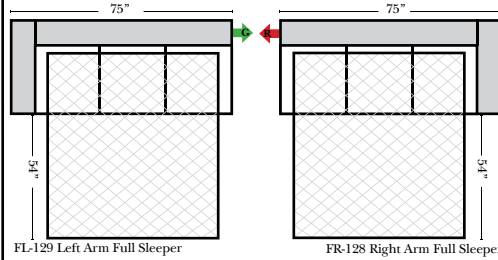
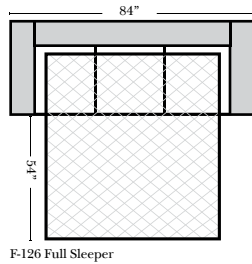
Put Green Arrows with Red Arrows to Create Sectional Groups 
 Put Orange Arrows with Tan Arrows to Create Sectional Groups 



(No other configurations can be put between the 4 Seat Conversation Sofa pieces)

Sleepers

Put Green Arrows with Red Arrows to Create Sectional Groups 
 Put Blue Arrows with Yellow Arrows to Create Sectional Groups 



Suggested Configurations

09/17/2012

The Suggested Configurations below are only a sample of what the imagination can create, please enjoy creating the configuration that fits your lifestyle, using the ideas below and from the items on the opposite page.

