

# ASHVILLE

## Bedroom Collection



California King Ashville Bed with Tall Footboard  
Shown in North American Maple Hardwood

### Customize Your Stuart David Handcrafted Bedroom:

**1 NORTH AMERICAN HARDWOODS:**

- AK - RUSTIC ALDER
- CHY - CHERRY
- CK - RUSTIC CHERRY
- HK - RUSTIC HICKORY
- MAP - MAPLE
- OAK - RED OAK
- OK - RUSTIC WHITE OAK
- QS - QUARTERSAWN WHITE OAK
- WAL - AMERICAN WALNUT
- BEC - +BEECH

**2 OVER 100 DESIGNER FINISHES\***

**3 SIZE**

- TWIN
- FULL
- QUEEN
- CALIFORNIA KING
- EASTERN KING
- CUSTOM SIZE MODIFICATIONS
- AVAILABLE W/QUOTE APPROVAL

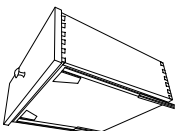
**4 ARTISAN HARDWARE\***

**5 OPTIONS\***

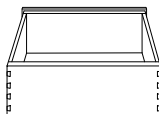
- O-1SIDE - 1 SIDE OF DRAWERS
- O-ABR - ADJUSTABLE BED
- O-TFL - EXTRA LONG TWIN OR FULL
- O-PDECK - PLATFORM DECK

\* See price list for exclusions & current selections

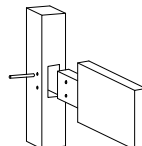
### Standard Features:



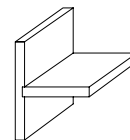
•Drawers suspended with heavy duty undermount **full extension soft-close** guides allowing for effortless opening and closing.



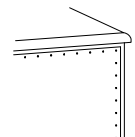
•All wood drawers assembled with dovetail joints for strength.  
•Drawer interiors are smoothly sanded and lacquer-sealed.



•Tenons are a key element of construction. A board's end is cut off for insertion into a mortise. Tenons are then secured with wood pins.



•Permanent joint construction. We use a variety of joint construction methods that are time tested to ensure life long durability and strength.

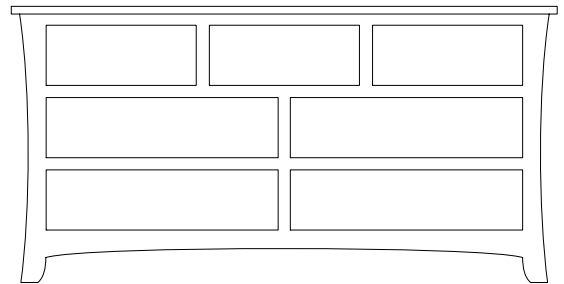


•Case backs (1/4" thick) with recessed back panels.

# ASHVILLE

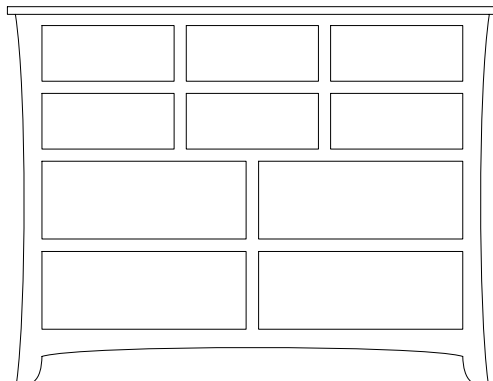
## Bedroom Collection

### DRESSERS



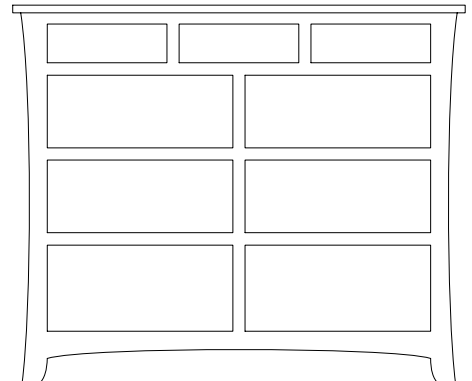
**BD-43-[ASH]**

**Dresser**  
**7 Drawers**  
66w 19d 35h



**BD-204-[ASH]**


**Dresser**  
**8 Drawers**  
59w 19d 46h



**BD-203-[ASH]**

**Dresser**  
**6 Drawers**  
54w 19d 46h

### MIRRORS



**BM-10-[ASH]**

**Mirror**  
41w 2d 38h




**BM-73-[ASH]**


**Mirror**  
52w 2d 28h




## CHESTS




**BC-97-[ASH]**  
**Master Chest**  
8 Drawers, 2 Doors  
with 4 adj. shelves  
50w 19d 64h



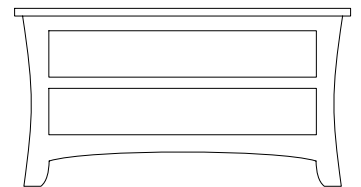
**BC-09D-[ASH]**  
**Chest**  
3 Drawers, 2 Doors  
with 2 adj. shelves  
40w 19d 66h



**BC-00-[ASH]**  
**Chest**  
6 Drawers  
40w 19d 50h




**BC-31-[EE]**  
**Chest**  
4 Drawers  
40w 19d 42h

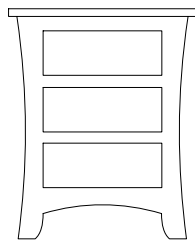


**BC-89-[ASH]**  
**Bench Chest**  
2 Drawers  
40w 19d 22h

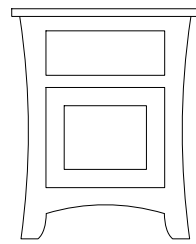
## NIGHTSTANDS




**BN-121-[ASH]**  
**Nightstand**  
1 Drawer, 1 Fixed Shelf  
23w 19d 29h



**BN-21-[ASH]**  
**Nightstand**  
3 Drawers  
23w 19d 29h



**BN-951L-[ASH]**  
(hinges on Left)  
**BN-951R-[ASH]**  
(hinges on Right)  
**Nightstand**  
1 Drawer, 1 Door  
with 1 adj. shelf  
23w 19d 29h




**BN-24-[ASH]**  
**Large Nightstand**  
3 Drawers  
34w 19d 35h







**3CF-A13**  
**Ashville Bed**  
Headboard 58"H  
Footboard 31"H




**3H-A13**  
**Ashville Headboard**  
58h



**3CS-A13**  
**Ashville Bed**  
Headboard 58"H  
Footboard 23"H



**3KF-A13**  
**Ashville Storage Bed**  
Headboard 58"H  
Footboard 23"H



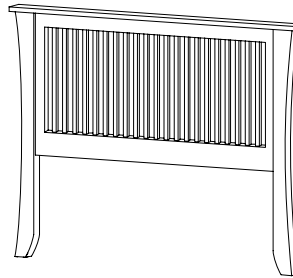
**3KS-A13**  
**Ashville Storage Bed**  
Headboard 58"H  
Footboard 23"H



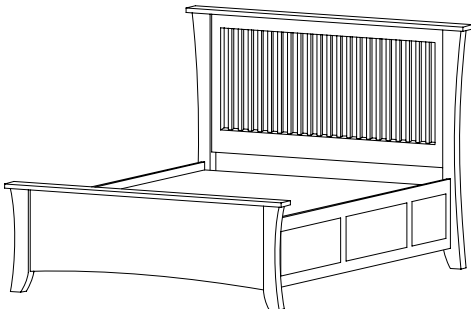
**3CS-A23**  
**Walker Bed**  
Headboard 52"H  
Footboard 23"H

**Walker Beds**

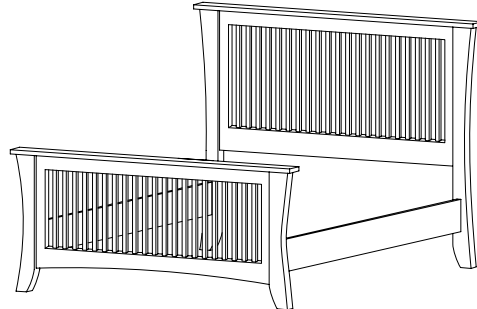
Available Sizes  
in Twin, Full, Queen, Eastern & California King



**3H-A23**  
**Walker Headboard**  
52h



**3KS-A23**  
**Walker Storage Bed**  
Headboard 52"H  
Footboard 23"H



**3CF-A23**  
**Walker Bed**  
Headboard 52"H  
Footboard 35"H